



TEXAN

Beautifully bold.

**PREMIUM QUALITY
PREMIUM EXPERIENCE**

**25 YEAR STRUCTURAL
WARRANTY**

**PROUDLY AUSTRALIAN
OWNED BRAND**

ELECTRIC RECLINER

LIFT CHAIR OPTION

HOME THEATRE OPTIONS

lineadomo.com.au

The Texan range brings all the character of classic lounge suite design to your home, backed by the confidence that only Linea Domo can deliver.

CUSTOM MADE FOR YOU

Available in 100% top grain leather in over 70 colors, together with a wide range of options from Linea Domo Select fabric range, as well as from local suppliers.

GALVANISED STEEL FRAME SEAT

Feelux products feature steel frames which are stronger, lighter and more durable.

INJECTION-MOULDED SEAT FOAM

A superior foam for consistent comfort.

Feelux™




TEXAN
DIMENSIONS

OVERALL HEIGHT 108cm
SEAT HEIGHT 50cm

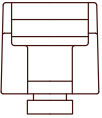
OVERALL DEPTH 99cm
SEAT DEPTH 55cm



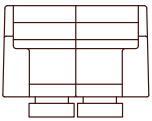
ER 106cm (W)



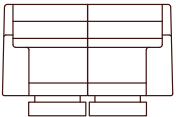
DUAL MOTOR LIFT CHAIR 106cm (W)



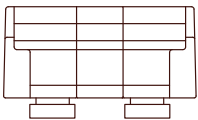
2 (ERER) 170cm (W)



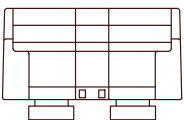
2.5 (ERER) 210cm (W)



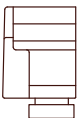
3 (ERER) 230cm (W)



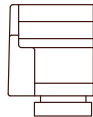
2 (ERER) — STRAIGHT
SMART H/T 212cm (W)



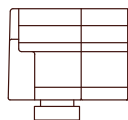
ER (1ARM&LHF) 85cm (W)



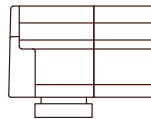
1.5ER (1ARM&LHF) 105cm (W)



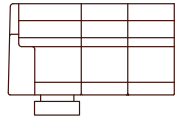
2 (ER) (1ARM&LHF) 145cm (W)



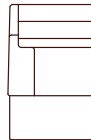
2.5 (ER) (1ARM&LHF) 185cm (W)



3 (ER) (1ARM&LHF) 205cm (W)



CHAISE (LHF) 105cm (W) 170cm (D)



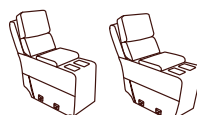
1S NO ARM 60cm (W)



1.5S NO ARM 80cm (W)



STRAIGHT SMART H/T 42cm (W)
WEDGE SMART H/T 38 / 50cm (W)



CORNER 120cm (W)



STANDARD PLASTIC LEG 1.2cm (H)



All pieces with 1 arm are available either LHF or RHF.

Please note: Our products are handcrafted. Specifications shown in these line drawings are correct at the time of printing. Dimensions and specifications are subject to change and should be used as a general guide only.