



# DONA

Grace and Elegance.

---

PREMIUM QUALITY  
PREMIUM EXPERIENCE

---

25 YEAR STRUCTURAL  
WARRANTY

---

PROUDLY AUSTRALIAN  
OWNED BRAND

---

LIFT CHAIR OPTION

---

HOME THEATRE OPTION

---

[lineadomo.com.au](http://lineadomo.com.au)

Our Dona range redefines the standards of comfort and relaxation. Immerse yourself in the expected luxury of premium craftsmanship.

#### CUSTOM MADE FOR YOU

Available in 100% top grain leather in over 70 colors, together with a wide range of options from Linea Domo Select fabric range, as well as from local suppliers.

**GALVANISED STEEL FRAME SEAT AND BACK**  
Feelux products feature steel frames which are stronger, lighter and more durable.

#### INJECTION-MOULDED SEAT FOAM

A superior foam for consistent comfort.

Feelux™




DONA  
DIMENSIONS

OVERALL HEIGHT 106cm  
SEAT HEIGHT 51cm

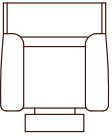
OVERALL DEPTH 96cm  
SEAT DEPTH 51cm



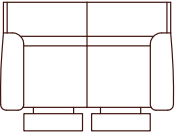
RECLINER 90cm (W)



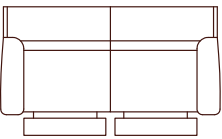
DUAL MOTOR LIFT CHAIR 90cm (W)



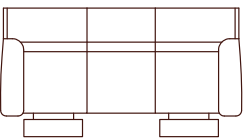
2 (RR) 150cm (W)




2.5 (RR) 190cm (W)



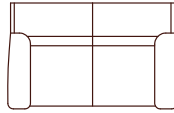
3 (RR) 210cm (W)




ARMCHAIR 90cm (W)




2 SEAT 150cm (W)



2.5 SEAT 190cm (W)



3 SEAT 210cm (W)



OTTOMAN 90cm(W) 60cm(D) 45cm(H)



STRAIGHT H/T 42cm (W)



LEG ON FIXED CHAIR 3cm (H)



LEG ON RECLINER 1.2cm (H)



All pieces with 1 arm are available either LHF or RHF.

Please note: Our products are handcrafted. Specifications shown in these line drawings are correct at the time of printing. Dimensions and specifications are subject to change and should be used as a general guide only.