



MAINE

International inspiration.

PREMIUM QUALITY
PREMIUM EXPERIENCE

25 YEAR STRUCTURAL
WARRANTY

PROUDLY AUSTRALIAN
OWNED BRAND

ELECTRIC RECLINER

HOME THEATRE OPTIONS

lineadomo.com.au

Our Maine range draws on the time-honoured tradition of European incliner design with the classic comfort of New England homes.

CUSTOM MADE FOR YOU

Available in 100% top grain leather in over 70 colors, together with a wide range of options from Linea Domo Select fabric range, as well as from local suppliers.

GALVANISED STEEL FRAME SEAT AND BACK
Feelux products feature steel frames which are stronger, lighter and more durable.

INJECTION-MOULDED SEAT FOAM

A superior foam for consistent comfort.

Feelux™



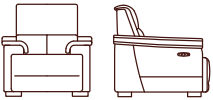
MAINE
DIMENSIONS

OVERALL HEIGHT 101cm
SEAT HEIGHT 49cm

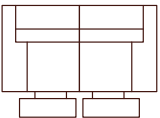
OVERALL DEPTH 109cm
SEAT DEPTH 60cm



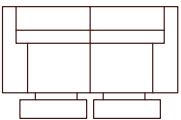
EHR 118cm (W)



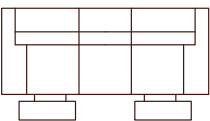
2 (EHREHR) 182cm (W)



2.5 (EHREHR) 210cm (W)




3 (EHREHR) 246cm (W)



ARMCHAIR 118cm (W)



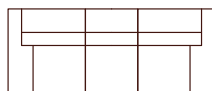
2 SEATER 182cm (W)



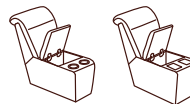
2.5 SEATER 210cm (W)



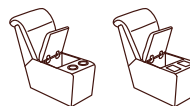
3 SEATER 246cm (W)



WEDGE H/T 42 / 52cm (W)
WEDGE SMART H/T 42 / 52cm (W)



STRAIGHT H/T 42cm (W)
STRAIGHT SMART H/T 42cm (W)



STANDARD TIMBER LEG 5cm (H)



STANDARD PLASTIC LEG 5cm (H)



All pieces with 1 arm are available either LHF or RHF.

Please note: Our products are handcrafted. Specifications shown in these line drawings are correct at the time of printing. Dimensions and specifications are subject to change and should be used as a general guide only.